


CRUMBLE-

CRUSHING

**TRAVEL
BAGS!**





INTRO & PREPARATION

WHAT ARE GRUMBLE-CRUSHING TRAVEL BAGS?

These bags are an awesome way to help your adult kids avoid having the all-too-familiar (and exhausting) "Are we there yet" pummeling them from the backseat! Your grandkids will have bags to open along their route, containing activities to do in the car, snacks to eat, and/or wiggle-busting things to do at rest stops. You get to choose how many bags to prepare and your adult kids get to choose the best times to distribute the bags along the way. The Bag Tag (on the outside of each bag) will help your kids determine the best time to give each bag throughout their journey. **Please note:** this is easier done when you live near your grandkids. However, the worksheets can be easily printed and mailed to parents along with some crayons or colored pencils!

HOW TO PREPARE THE BAGS:

Plan

Look through the bag ideas provided (or brainstorm your own ideas!) to determine how many bags you will make and which activities you will include. **NOTE:** If two or more grandkids are traveling together in the car, decide whether they will each open their own bags or if they will share - either is great!

Print & Shop

Now that you've decided which activities to include, print the corresponding worksheets and Bag Tags. (Blank tags are included for your own ideas.) Next, purchase one paper bag for each activity, as well as snacks and toys needed for the activities you chose. **HINT:** Dollar Tree is an excellent resource for these!

Decorate

Spice up the outside of each bag with some decorations and then add each child's name (if applicable). If you live nearby and have the time, let your grandkids decorate their own bags ahead of time: color, paint, stickers, or anything non-messy. Have mercy on your adult kids by avoiding glitter!


Stuff

Put snacks and/or activity supplies in each bag, close, and then attach the corresponding Bag Tag to the outside. Consider punching holes in the folds of the bag and attaching tags with ribbon or yarn. It's important to have the tags visible to parents so they can choose accordingly.

Deliver

Put all of the bags inside a larger gift bag or box - something that won't take up too much space in the car, will keep the bags together, and can be easily thrown away or used to store bag contents after opened. Drop off the day before and tell your grandkids that it is a surprise for their travel-time...AND that Mom and Dad are in charge of when they get to open each one.





ACTIVITY & SNACK IDEAS

SEAT ACTIVITIES FOR THE CAR:

Grumble-Crushing Quarters: Child receives a roll of quarters to spend at their destination. But wait! Any time they complain, they owe the driver a quarter!

Eye Spy Worksheets: Child searches for a certain number of the same object. Younger kids may simply color of the same object the same color.

Travel Treasure Hunt Worksheets: Child searches for things out the window and colors the squares of things they see.

No "And" Allowed Worksheet: Child chooses something from the list to describe without using the word "and" - if they say "and" they must start over!

Decorate Your Drink: Child colors the insert of a plastic drink tumbler (check for these at your local dollar store).

Bendy-Sticks Bonanza: Child receives a bunch of pipe cleaners to make creations of any kind.

Stickers Stickers Stickers: Child receives a sticker book. Inexpensive ones can be found in the bargain area at Target or at any dollar store.

Where in the world are we? Worksheet: Child has two maps of the U.S. (one to use on the way to their destination and one to use on the way home) and crayons to color each state they drive through.

REST STOP ACTIVITIES:

NOTE: It's important to consider the travel preferences of your adult kids when planning rest stop activities. The last thing we want is to add stress to the trip!

Target Practice: Child receives a nerf arrow, rubber bands, or paper to make a airplane. At the rest stop, the family competes to see who can a chosen target.

Singing is a Workout: Child receives a sweatband and note that giving instructions to planks and jumping jacks while singing songs.

Chalk-Chalk, Bubble-Bubble: Child receives a piece or two of sidewalk chalk and a bottle of bubbles.

Rest Stop Race: Child receives a piece of string or yarn that is about 8 feet long with a note giving instructions to have a running race at the next rest stop.

SNACK WITH ACTIVITY:


Silly Animal Stories: Child receives a box of animal crackers and a note challenging them to tell a silly story about each one.

A Fishy Tongue Twister: Child receives a bag of Goldfish crackers and a note challenging them to say a tongue twister: "Fresh fried fish on Friday"

Eat Your Veggies: Child receives a bag of Veggie Straws and a note challenging them to name as many fruits and veggies as they can.

P is for Pretzel: Child receives a bag of pretzels and a note challenging them to say as many words that start with "P" as they can think of... and then do the same for other letters of the alphabet.





SUPPLY LIST

In addition to [1 Bag & 1 Bag Tag](#), needed supplies for each bag are listed below. You may also consider providing something that makes it easier for your grandkids to do worksheets in their lap (cookie sheet, cutting board, lap desk), and it's a good idea to have separate crayons/colored pencils for each bag since you aren't sure which bags will be opened first. Multi-packs can be purchased for \$1 at Dollar Tree.

SEAT ACTIVITIES FOR THE CAR:

Grumble-Crushing Quarters: 1 Roll of quarters, 1 copy of the label, 1 M&M Minis Mega tube (50g), tape to adhere the label

Eye Spy Worksheets: 1 Color or B&W copy of worksheets, Colored pencils

Travel Treasure Hunt Worksheets: 1 Color-copy of worksheets, Crayons

No "And" Allowed Worksheet: 1 Color or B&W copy of the worksheet

Decorate Your Drink: Crayons or colored pencils, 1 DIY tumbler (some can be colored, some decorated with stickers)

Bendy-Sticks Bonanza: 1 Package of multi-colored pipe cleaners

Stickers Stickers Stickers: 1 Sticker book of any kind

Where in the world are we? Worksheet: 1 Color or B&W copy of the worksheet, crayons or colored pencils



REST STOP ACTIVITIES:

Target Practice: Something to shoot at a target (nerf arrow, rubber bands, paper airplanes)

Singing is a Workout: Sweatbands for head and/or wrists

Chalk-Chalk, Bubble-Bubble: 1 or 2 Piece of sidewalk chalk, 1 bottle of bubbles.

Rest Stop Race: 1 Piece of ribbon or yarn, about 8 feet long.

SNACK WITH ACTIVITY:


Silly Animal Stories: 1 Box or bag of animal crackers

A Fishy Tongue Twister: 1 Bag of Goldfish crackers (or fish gummies)

Eat Your Veggies: 1 Bag of Veggie Straws


P is for Pretzel: 1 Bag of pretzels







GRUMBLE-CRUSHING QUARTERS

DIRECTIONS: Print label and cut out, write your grandchild's name on the label, and then wrap the label around M&M Minis Mega Tube. These tubes are perfect for storing quarters.





PRINTABLE LABEL






TRAVEL HUNT FOR TREASURE!






TRAVEL HUNT FOR TREASURE!




TRAVEL HUNT FOR TREASURE!






TRAVEL HUNT FOR TREASURE!

A	B	C	D
E	F	G	H
I	J	K	L
M	N	O	P
Q	R	S	T
U	V	W	X
	Y	Z	




EYE SPY A BEACH BUCKET!

EYE SPY




- | | | | | | | | | | | | | | | | | | |
|---|--|---|--|---|--|---|--|---|--|---|--|---|--|---|--|---|--|
| 2 | | 4 | | 4 | | 2 | | 4 | | 5 | | 7 | | 4 | | 6 | |
| 1 | | 6 | | 7 | | 1 | | 3 | | 6 | | 7 | | 4 | | 7 | |
| 3 | | 2 | | 4 | | 6 | | 2 | | 7 | | 3 | | 9 | | 6 | |



EYE SPY A PINEAPPLE!

EYE SPY




- | | | | | | | | | | | | | | | | | | | | |
|---|--|---|--|---|--|---|--|---|--|---|--|---|--|---|--|---|--|---|--|
| 2 | | 4 | | 4 | | 5 | | 4 | | 5 | | 7 | | 4 | | 6 | | 5 | |
| 1 | | 6 | | 7 | | 1 | | 3 | | 6 | | 7 | | 4 | | 7 | | 5 | |
| 3 | | 3 | | 4 | | 6 | | 2 | | 7 | | 5 | | 9 | | 6 | | 3 | |



NO "AND" ALLOWED!

Directions: Choose a stories to tell or thing to describe, and then tell it to your family. But remember: no "and" allowed!

- You get to bring home a new puppy. Describe what it will look like and what things you will do together.
- One day, you find a treasure buried in your backyard. Describe what kind of treasure it is and what you will do next.
- Describe how to make an ice cream sundae or peanut butter sandwich.
- If you got trapped in the desert, describe what you would do to survive.
- Describe what a rainbow looks like and where rainbows come from.
- You get to become your favorite animal for the day. Describe what you would spend the day doing.
- You are invited to fly on a spaceship to the moon. Describe what you think you'll see from the spaceship and on the moon.
- One day, Anna shows up at your house with Elsa. Describe what you will say to them and what you will do together.
- Describe what you think Heaven will be like.
- One day, you find a magic carpet. Describe what you will do next.
- Think about all the things you do at school and then describe the things you like best and the things that aren't your favorite.
- If you could be famous for something, describe what you would choose and why. Here are some ideas: sports, singing, dance, doing something kind for others, inventing something.
- Describe the best present you ever received and how you felt when you opened it.
- You look out your window and see dinosaurs in your backyard. Describe what they look like and what you would do next.
- One day, a troll tells you that you can have any superpower. Describe the superpower you choose and what you will do with it.
- You get to go on a hunting trip with your dad. Describe what animal you hunt for, what equipment you need and what you experience on your trip.
- This year, you get to plan your sibling's birthday party. Describe the decorations, food, and what everyone will do at the party.



WHERE IN THE WORLD ARE WE?

Directions: As you travel to and from your destination, color each state you drive through. At the end of your trip count to see how many different states you saw!

TRAVELING TO

TRAVELING BACK HOME!

WASHINGTON **MONTANA** **NORTH DAKOTA** **MINNESOTA** **MAINE**
OREGON **IDAHO** **WYOMING** **SOUTH DAKOTA** **WISCONSIN** **MICHIGAN** **NEW YORK**
NEVADA **UTAH** **COLORADO** **KANSAS** **IOWA** **ILLINOIS** **INDIANA** **OHIO** **PENNSYLVANIA** **CONNECTICUT** **RISE** **GLAND**
CALIFORNIA **ARIZONA** **NEW MEXICO** **OKLAHOMA** **ARKANSAS** **MISSOURI** **KENTUCKY** **WEST VIRGINIA** **VIRGINIA** **DELAWARE**
TEXAS **LOUISIANA** **MISSISSIPPI** **ALABAMA** **GEORGIA** **NORTH CAROLINA** **SOUTH CAROLINA** **FLORIDA**

N
W **E**
S

BAG TAGS



Seat Activity

GRUMBLE-CRUSHING QUARTERS

This roll of quarters is worth \$10 and you can use it to buy something when you get to _____.


But wait! Any time you complain or argue on the way there, you have to pay one quarter to your parents...Uh-Oh! So, be careful what you say in the car so you'll get to keep all of your money!

"DO EVERYTHING WITHOUT GRUMBLING AND COMPLAINING... THEN YOU WILL SHINE LIKE STARS IN THE SKY." PHIL. 2:14-15



Seat Activity

WHERE IN THE WORLD ARE WE?

Use one of these maps as you travel to _____ and one on your way back home. Each time you enter a new state, color it in on the map so you can see how close you're getting to your destination!  How many states will you go through all together?

"SEEK GOD IN ALL YOU DO, AND HE WILL SHOW YOU WHICH PATH TO TAKE." PROVERBS 3:5-6



Seat Activity

TRAVEL TREASURE HUNT!

It's time to hunt some treasure! First, choose a worksheet and look carefully at all the pictures. Next, watch out the window to find the things pictured on your worksheet. When you see something that matches, color that square. How many do you think you'll find?



"THE KINGDOM OF HEAVEN IS LIKE TREASURE..." MATTHEW 13:44



Seat Activity

NO "AND" ALLOWED!

Choose one or more things to describe to your family. It sounds super easy, but wait! It's harder than you think because you aren't allowed to say the word "and" when you're talking. If you do, then you have to start over. Good luck!



JESUS SAT BESIDE THE SEA AND TOLD THE PEOPLE MANY STORIES. MATTHEW 13:1-3



Seat Activity

DECORATE YOUR DRINK!

What colors will you use to color your cup? Will you use the colors of the rainbow? Or maybe the colors you see at the park or at the lake? Be creative and have fun decorating your drink!



JESUS SAID, "THE WATER THAT I GIVE BECOMES A FRESH, BUBBLING SPRING THAT GIVES ETERNAL LIFE." JOHN 4:14



Seat Activity

BENDY-STICKS BONANZA!

Wow, look at all of these bendy sticks! What will you make with them? A butterfly? Your name? A spider? There are so many possibilities!



GOD FILLS US WITH SKILL TO DO ALL KINDS OF CREATIVE WORK. EXODUS 35:35



BAG TAGS



Seat Activity

I SPY WITH MY LITTLE EYE...

So many things to find! Look at the worksheets to see how many things your eyes can spy. Use the colored pencils to color each of the same items the same color.



EARS THAT HEAR AND EYES THAT SEE—THE LORD MADE THEM BOTH.. PROVERBS 20:12



Seat Activity

STICKERS STICKERS STICKERS!

Get creative with your stickers! Maybe you can even make up stories about them as you put them on the pages!



JESUS IS A FRIEND WHO **STICKS** CLOSER THAN A BROTHER. PROVERBS 18:24



Rest Stop Activity

TARGET PRACTICE!

Ask your parents to pull off at the next rest stop for a little target practice! First, find a safe place to play. Next, choose any "target." It might be a tree, bench, or anything else you find. Now, it's time to see who can hit the target first!



"AMONG THE SOLDIERS THERE WERE SEVEN HUNDRED SELECT TROOPS...EACH OF WHOM COULD SLING A STONE AT A HAIR AND NOT MISS.." JUDGES 20:16



Rest Stop Activity

CHALK, CHALK, BUBBLE, BUBBLE!

Ask your parents to pull off at the next rest stop and find a safe place to play. Use this chalk to draw a big shape on the sidewalk, then start blowing bubbles. How many bubbles can you get to land inside your chalk-shape? Count to find out!



"HE WILL FILL YOUR MOUTH WITH LAUGHTER AND YOUR LIPS WITH SHOUTS OF JOY." JOB 8:21



Rest Stop Activity

SINGING IS A WORKOUT!

Ask your parents to pull off at the next rest stop. First, find a safe place to play. Next, sing "Jesus Loves Me" as loud as you can, while doing jumping jacks! Then, see if you can plank the whole time you sing "You are my sunshine"! Can daddy and mommy do it too?



"MY LIPS WILL SHOUT FOR JOY WHEN I SING PRAISE TO YOU..." PSALM 71:23



Rest Stop Activity

REST STOP RACE!

Ask your parents to pull off at the next rest stop and get ready for a race! Find a safe place to start and stretch this string across the finish line - it can be tied between two things or someone can hold it. Now it's time to see who's the fastest! Will it be you?



"THOSE WHO HOPE IN THE LORD WILL RENEW THEIR STRENGTH. THEY WILL SOAR ON WINGS LIKE EAGLES; THEY WILL RUN AND NOT GROW WEARY." ISAIAH 40:31



BAG TAGS



Snack with Activity

EAT YOUR VEGGIES!

While you eat these veggie straws, see how many fruits and veggies you can think of. Maybe you can even draw them when you're done eating!

What colors are they?

Which are your favorites?



BETTER A SMALL SERVING OF VEGETABLES WITH LOVE
THAN A BIG FAT STEAK WITH HATE. PROVERBS 15:17



Snack with Activity

SILLY ANIMAL STORIES!

While eating these animal crackers, tell a story about each one! Is the lion lost? Maybe the horse can rescue him, but the monkey probably won't help 'cause she's grilling burgers. Be creative...be silly...and have fun telling stories!



GOD MADE ALL SORTS OF WILD ANIMALS, LIVESTOCK, AND
SMALL ANIMALS...AND SAW THAT IT WAS GOOD. GENESIS 1:25



Snack with Activity

A FISHY TONGUE TWISTER!

As you eat this fishy snack, try to say this fisherman's fishy tongue twister. Good luck and remember, the fishies stay in your mouth as you say it...and not in the seat!

FRESH FRIED
FISH ON
FRIDAY



"PETER GOT INTO THE BOAT AND DRAGGED THE NET TO
SHORE AND IT WAS FULL OF 153 LARGE FISH." JOHN 21:11



Snack with Activity

"P" IS FOR PRETZEL!

As you eat these pretzels, say as many things as you can think of that starts with the letter **P**. . . like **P**olk-a-dot and **P**retzel. When you can't think of any more, choose another letter and start again!

A B C D E F G H I J K L M
N O P Q R S T U V W X Y Z



BAG TAGS

